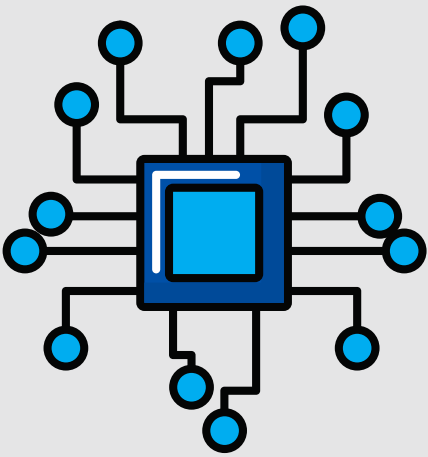



# ADEE'S TOP TIPS FOR DIGITAL EDUCATION



1

## ONE RESOURCE

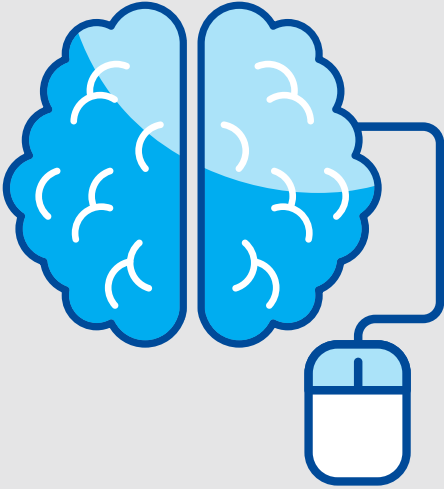
Whilst you may use many digital platforms to deliver your learning, consider storing learning materials for students within **one** central repository



2

## DEFINE YOUR LO'S

Ensure that you define your learning outcomes clearly to your students - both for individual sessions and for the wider course of study. As the key mediators for asynchronous learning, these should be referred to regularly, be accessible (including a link to where they can be found) and be up-to-date.



3

## CREATE A MIND MAP

Consider creating a mind map of the learning journey for your topic or module, to help students visualise and better understand their learning journey. This can contain links to teaching material or other resources



4

## CONSIDER THE BALANCE

Consider the balance between synchronous (live) and asynchronous learning, ensuring that digital teaching approaches support a blend of both approaches. Avoid scheduling traditionally long (45 minutes+) didactic sessions - consider breaking up synchronous digital learning with other media or breakout sessions



5

## ACCESSIBILITY

Ensure that your students are technologically able (both in terms of technical skill and hardware and software resources) to engage with the learning material

6

## SIMPLICITY

Avoid using too many different systems, and focus instead on providing robust and high quality simpler learning experiences - at least until all stakeholders are comfortable with the technology